



The port reservoirs without compromise

# NuPort®-LP-CT

Implantable, venous, CECT compatible  
Port Catheter Systems



PHS Medical GmbH  
Ederweg 3  
34277 Fuldaerbrück . Germany  
Tel. +49 561 998597-0 . Fax -199  
info@phs-medical.de  
www.phs-medical.com

# NuPort®-LP-CT

Implantable, venous, CECT compatible  
Port Catheter Systems



ISO 13485  
Certified Quality System  
CE 0483

The most effective solution for long-term vascular access from specialists. In order to achieve optimal flushing and flow characteristics we have intensively studied fluid mechanics in the development of the Nu-Flow chamber. The result is an optimized port chamber geometry, which creates turbine-like flow dynamics.

This compact, cosmetically inconspicuous port is especially suitable for cachectic or small patients and while incorporating all the advantages of the NuPort® family.

The transparent septum also makes it possible to view the chamber during implantation in order to verify the venting and flushing of the port. The tissue-compatible titanium is CECT and MRI compatible.



### Port chamber

The elliptical chamber, in combination with the tangential outlet, improves flow dynamics and reduces the risk of premature occlusion.



### Connection

The connection mechanism enables, via audible and tactile feedback, a secure connection of the catheter to the port base. These two detection functions ensure a safe connection is guaranteed.

### The benefits at a glance

- suitable for power injection (CECT compatible)
- optimized for cachectic and small patients
- greatly reduced risk of occlusion and infection
- significantly improved flushing efficiency
- minimal maintenance required
- facilitates blunt preparation of the port pocket
- MRI compatible up to 3 Tesla
- a variety of catheter types

### Plus simplified

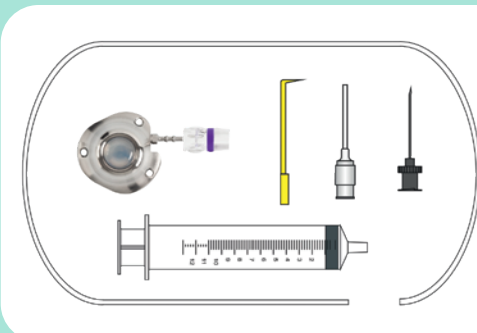
- blood product administration & blood collection
- parenteral nutrition
- high viscosity medications

### NuPort®-LP-CT Basic System “Low-Profile/Armport”

Single lumen, venous system for implantation via “cut-down” technique.

### Content:

NuPort®-LP-CT, Catheter, Catheter lock, Huber needle, Blunt tip needle (flushing), Vein lifter (pick), 10 ml syringe.



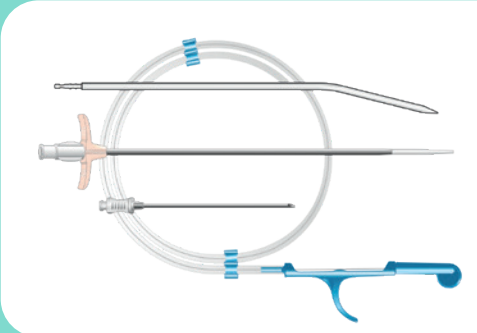
### NuPort®-LP-CT Complete Set “Low-Profile/Armport”

#### with percutaneous introducer set

Single lumen, venous system for implantation via percutaneous technique.

### Content:

NuPort®-LP-CT, Basic system, Introducer needle Split-Sheath cannula with dilator, Guidewire with “Thumb-Feed” guide, Tuner



## Technical Data:

### Material, volume, weight

Port	Titanium	Volume	~ 0.3 ml
Septum	Silicone	Weight	8.0 g


All catheters with rounded tip and length markings in 1 cm intervals, radiopaque.

### Flow rate and pressure in CECT application

Needle size	20 Ga	20 Ga	22 Ga
Catheter size	6.6 F	5.0 F	5.0 F
	7.5 F		6.6 F
	8.0 F		7.5 F
	9.0 F		8.0 F
	9.6 F		9.0 F
Flow rate	5 ml/s	2 ml/s	2 ml/s
	Maximum pressure 300 psi/20.6 bar		

The max. flow rate or the pressure setting specified above must not be exceeded during power injection via the NuPort®-LP-CT.

### Dimensions



### Ordering Information

Catheter	Size	O.D.	I.D.	Length
Polyurethane	5.0 F	1.75 mm	1.05 mm	70 cm
Polyurethane	6.6 F	2.20 mm	1.20 mm	70 cm
Polyurethane	7.5 F	2.50 mm	1.15 mm	70 cm
Silastic® silicone	8.0 F	2.67 mm	1.40 mm	50 cm
Polyurethane	9.0 F	3.00 mm	1.60 mm	50 cm

### Ref. no. Basic System w/o Introducer Set

### Ref. no. Complete Set incl. Introducer Set

LPA-005CP	LPA-005IP
LPA-066CP	LPA-066IP
LPA-075CP	LPA-075IP
LPA-008CS	LPA-008IS
LPA-009CP	LPA-009IP